



KQHDA HOMOEEO SANDESH



KARNATAKA QUALIFIED HOMOEOPATHIC DOCTORS' ASSOCIATION ®

VOLUME : 1, ISSUE : 6, JULY 2022

PRICE : RS. 25/-

In this issue:

P2 : Editor's Message

P4 : Pioneer

Dr. Stuart M. Close

P5 : Importance of Pathology and Investigations in Homoeopathy

Dr P V Venkatraman

P9 : Pathological Prescriptions in Homoeopathic Practice

Dr.G.Nagendra Babu

P15 : A Case of Vocal Cord Polyp Treated With Homeopathy

Dr Vijay Krishna V

P19 : Kannada Article

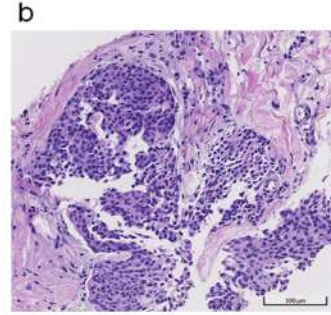
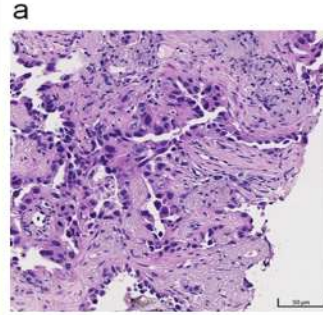
Dr Tejasvi KP

P23 : NHC 2022- A REPORT

P26 : KQHDA TEAM 2022

P27 : Brainvita

P28 : Photogalaxy



**Happy
Doctors' Day**





Editor in Chief :
Dr. Shreepad Hegde

Editorial Team :
Dr. Latha Devarajan
Dr. Chiranth
Dr. Trupti Pai
Dr. Amit V. Rolli
Dr. Anusha Kulkarni

Advisory Committee :
Dr. B.D. Patel
Dr. S.K. Tiwari
Dr. Anand Kulkarni
Dr. H.L. Swamy
Dr. P.D. Praveenkumar

Editor's Message

There is enough scope for Pathological prescribing in homoeopathy. Dr B.K. Sarkar- In his small booklet "*Essentials of Homoeopathic Philosophy*" has mentioned in the concluding lines. He refers to Wheeler, who says "*It is for the Physician not to fall back supinely upon the judgments of others, but to make own rules, and if he may add a stone or two to the temple of therapeutics. Hasty dogmatisation has long been the curse of medicine. Our ignorance is still vast, and we still group in darkness*". Humility, patience and Freedom from prejudice which will lead to endless experiment and courageous record of experience can alone be counted on to forward when the Medical Profession shall live in the full sunlight of assured knowledge and flawless practice.

Some of the examples of specific medicine prescribed on the basis of pathological conditions like,

- *High Serum Cholesterol*-- Pulsatilla Q,
- *High Serum Bilirubin*-- Myrica Q
- *Fibroid Uterus*-- (Aurum M)
- *Sub-involuted and flabby uterus*-- Ustilago Maydis and Fraxinus Americana
- *Cancer lower jaw*-- Amphisbaena.
- *Paget's disease of nipple*--Castor equin.
- *Cardiomegaly*-- Conv.maj.
- *Splenomegaly*--Ceanothus and Quercus Q.
- *Prevention of Thrombosis*-- Ceanothus Q.
- *Obstinate spermatorrhoea*-- Salix Nigra
- *Mastoiditis*-- Capsicum
- *Venous thrombosis and varicosity*-- Vipera
- *Stricture urethra*-- Clematis



Editor's Message

- *Prostate and developing breasts-- Sabal Serrulata*
- *Bronchiectasis-- Phelandrinum Aqu & Stanum*
- *Unwanted hair in girls on face-- Oleum Jec. Asel*

In this issue, many pathological prescriptions are explained with illustration of clinical cases. Dr.P Venkataraman and Prof. Dr Nagendra Babu from Chennai, Dr V Vijaykrishna from GHMC Bangalore, shared their clinical experience. Dr Tejashvi K P contributed through Kannada article.

I thank all the resource persons for their interesting cases. Without cooperation of all the members of editorial Team this issue would have been not completed, my sincere thanks to each of them.

Objection, evasion, joyous
distrust, and love of irony
are signs of health;
everything absolute
belongs to pathology.

Friedrich Nietzsche

With Love
Prof. Dr Shreepad Hegde
drsreepad@gmail.com



PIONEER

DR. STUART.M. CLOSE (1860-1929)

Born: November 24th 1860

Death: June 26th, 1929

Introduction:

• Dr Stuart Close, a native of Oakfield Wisconsin was born in an English Family and was eldest of the three children.

• He was studying law for a year, but in 1879 after his father's death, his Mother remarried a Homoeopathic Physician Dr J Pitman Dinsmore, made him develop interest from law to Homoeopathy.

• His stepfather furnished Stuart's interest in Homoeopathic Philosophy. He helped him with comprehensive training in Hahnemann's Organon of Medicine.

• Stuart Close attended Medical school in San Francisco for 2 years.

• He then went to New York Homeopathic Medical College and graduated in 1885.

• Dr. Close was student of Dr. Fincke and P.P. Wells. He followed strictly Hahnemannian method of practice devoting himself to chronic and complicated cases. He wrote extensively for the medical press on medico-philosophical subjects.

• He set up his practice in Brooklyn and founded the Brooklyn Homeopathic union in 1897, following Principle and pure Hahnemannian Homeopathy.

• He had interest in music and painting.

• He married Evangeline L Lewis on April 21, 1885 and was blessed with three children.

Achievements:


• Taught Homoeopathic Philosophy at New York Homoeopathic Medical College from 1909-1913.

• President of International Hahnemannian Association in 1905.

• Editor of Department of Homoeopathic Philosophy for Homoeopathic Recorder.

• His Lectures were published in the Homoeopathic Recorder, later known as "The Genius of Homoeopathy".

"Homoeopathy is both an Art and a Science. The successful homoeopathician must be both an artist and a scientist." Stuart Close.





Dr. P. V. Venkatraman. M.D.

Dr Koppikar's Foundation for Homoeopathy

(This is an abstract taken from the National Seminar on World Homoeopathy Day, 2022 organized in Bengaluru)

Importance of Pathology and Investigations in Homoeopathy

What is Pathology? Knowledge of Disease

It is the medical science and specialty practice concerned with all aspects of disease, but with special reference to the essential nature, causes, and development of abnormal conditions, as well as the structural and functional changes that result from the disease processes.

Pathognomonic-UPSC of disease (Uncommon, Peculiar, Symptom characterizing the disease)

Characteristic or indicative of a disease denoting especially the one or more typical symptoms, findings, or pattern of abnormalities specific for a given disease and not found in any other condition.

We have to first understand the disease symptom, the individual manifestation and current stage of pathological changes.

As per The American Journal of Homoeopathic Materia Medica 51

• The pathological state must be understood in each case before we can venture to think of the remedy. • The pathological as well as the symptomato-logical person must be similar to the medicine.

Reference: Vol I no 12-- 1868 Edited by Constantine Hering, M. D. & Henry Noah Martin, M. D

As per Margaret Tylor & John Weir on Question of Menses Early, Late and Excessive and the last of course only when there is nothing such as polypus, fibroid, Menopause to account for it.

Case taking in Pathological cases:

One must take case in 2 parts;

- 1st part Disease symptoms (mostly constant). First select group of medicines on disease symptoms (not by diagnostic term)
- 2nd part Individual manifestations separately. Select similimum from these medicines using 2nd part of case taking (symptoms can change).

Incomplete disease picture leads to wrong selection & current journals give sufficient proof to substantiate this truth.

Importance of Investigations in follow up:

Most of the times in pathological conditions, when the symptoms get better, we feel patient has improved, but in actuality the condition has worsened pathologically. Hence to confirm our medicine is right and the patient has actually improved, it is important to repeat the investigations in follow up.



Illustrated examples:

Case 1: Chocolate cyst and pain

Mrs Y married in September 2000 consulted for Primary infertility and ovarian cyst on 30.12.2007.

Size of cyst: 22x14 mm on 08.06.2007

Complaint: Painful stools and urination during menses. Severe pain in abdomen before and during menses. Was diagnosed as Right ovarian chocolate cyst.

Symptoms got better after medications but follow up investigations showed increase in cyst size and patient had to undergo surgery.

Date	Size of Cyst in mm
06.02.2008	63 x 54 x 40
05.05.2009	92 x 80 x 94
04.09.2009	108 x 98 x 88

Case 2: Mr. P. Aged 55 - Hepatocellular Carcinoma

- Patient brought back home on stretcher has started regular morning walks after Homoeo medicines.

- Every week blood test and USG was done. The blood test showed improvement. Bilirubin from 40 to 3.5 within 2 months. But the USG every week showed the increase in size of tumor and patient eventually died.

As seen in the two cases, though the symptoms got better but pathologically the disease condition had progressed.

Hence it is important to do the investigations in every follow up to know the present status of the disease as investigations help majorly in Remedy Selection.

Boenninghausen's view on lab investigation

- A French Chemist discovered strips to identify sugar in urine.
- The practical physician can make his tests for patients.
- We can understand diabetes a disease always difficult to cure.
- "We cannot doubt that several of our powerful remedies are able to counteract this malignant disease: but we do not know them, as yet, because in our proving the peculiar transmutation of urine has not been noted".
- Now after the invention of sugar strips it will not be difficult to make up this deficiency.

REMEDY SELECTION AS PER INVESTIGATION:

1. False Plethora
Female: Hemoglobin 12.3, Ferritin 7.8 (10 – 291), IRON 43

Male: Hemoglobin 13.1 Ferritin 7.3 IRON 38

Remedies: Acon., aur., BELL., bry., calc., Ferr., hyos., kali-bi., lyc., nat-m., Nux-v., PHOS., Puls., sep., sil., Sulph.

2. Oral Candidiasis = Borax

- Esophageal, Ear, Skin and Vaginal Candidiasis also respond to Borax (Also think of Syzygium. as external in Candidiasis)

- If Test report of H pylori +ve, Convert it into rubrics as "Breath smells like urine": Graphites .



Remember H. pylori : Can cause Cancer Stomach

3. MALE INFERTILITY

- Semen Routine & culture • USG scrotum • Routine blood tests • LH, FSH, TSH, SHBG, Testosterone, Prolactin

Semen Analysis

- *Thin fluid & watery*: Can.sat, Nat.mur, Nat.phos, Sele, Sepia
- *Thick*: Alumina, Alumen, Medo, Sabal
- *Thread*: Kali.bic., Hydras, Medo.
- *Low count*: calc carb, calc iod, conium, iodum, Phytolacca, Tribulus terrestris
- *Abnormal forms*: syphllinum, carcinosin
- *Dead sperms*: Zinc, Borax
- *Fallopian tube/ seminal vesicle obstruction* : Thiosinaminum, fel tauri, graph, calc flour, tub
- *Varicocele*: Cardus marianus, Fluoric acid, Hamammelis virginica, Puls , Sulph

Obesity and excess fat can disturb Testosterone & SHBG.

- If Oestrogen and thyroid levels are more --- then they can reduce the free testosterone levels.
- Proper diet, avoiding alcohol, weight reduction etc., can improve the availability of testosterone.
- Protect and improve the liver. It plays a major role.

Capacitation is A must for fertilization

- It's the endogenous physiological change.
- Capacitation takes place in female genital tract.
- Calcium is important for coagulation, liquefaction and capacitation and Zinc in the

seminal fluid helps to prevent infection. Remedies: Borax, Calc.carb, Nat.phos & Zinc. Met.

Examples of remedies selected as per investigations:

1. Case of low count

Mr. R.E. aged 35yrs., diabetic since 5 yrs. Married in 2004, found to have Low count and low motility with high Viscosity. • Testosterone: 281.13 • Free testosterone: 3.1. HBA1C: 12.8

Semen Analysis	03.06.2010	11.09.2010
Sperm count	17 million	82 million
Sluggish	15	15
Rapid	10	30
Non Motile	75	55
Morphology	Mostly giant head and tail defects	Normal 50%

Remedies prescribed:

- Alumina 30
- Calc iod 30
- Medo 10 M
- Zinc Met CM

Do not miss the CME by KQHDA on 1st Sunday of Every month



2. A Case of Infected Semen

Mr. B. known case of low motility with Semen Culture showing- Klebsiella +ve. Cracks in the corners of mouth.

Remedy prescribed:

- Zinc. Met 200 / 4 powders [weekly 1 dose]
- Medorrhinum 30 / daily morning
- Condurango Q / 10 drops bd 3 days

CONCLUSION:

- Refer cases for opinion to other specialists and your colleagues, whenever in doubt.
 - Learn to talk in Scientific mode.
 - Develop skills in case taking, examination & diagnosis.
 - ***Understanding the problem is most important.***
 - Never talk ill of other doctors or systems.
 - It will backfire if you differ in diagnosis.
- Explain properly, understand the limitations of medical science, patients and yours.

Log on to:
www.kqhda.com

Follow us on fb page:
[kqhda.india](https://www.facebook.com/kqhda.india)

KQHDA Activities:

- Free Medical camps conducted regularly for the benefit of suffering mankind.
- Immune Boosters distribute during epidemics as a gesture of social responsibility
- Free CMEs conducted on 1st sunday of every month since 1992 for the benefit of the practitioners and students of homoeopathy.
- Sponsors a Gold medal every year for the topper in Materia medica during the Convocation of RGUHS.
- Organises National Seminar in the month of April every year to commemorate the birthday of Dr. Samuel Hahnemann.

Come & Join as a
Life-member
of KQHDA....



DR.G.NAGENDRA BABU, M.D.(HOM).

Professor, H.O.D, Sri Sai Ram Homoeo Medical College,

Author “COMPREHENSIVE STUDY OF ORGANON.”,

Author ”INTRODUCTION TO MATERIA MEDICA”.

PATHOLOGICAL PRESCRIPTIONS IN HOMEOPATHIC PRACTICE

INTRODUCTION:

“Pathology becomes the servant not the master of our art” says Dr. J. H. Allen in his book “Chronic Miasms”. Such quotes on homeopathy we keep reading in homeopathic literature on and off. Since Homeopathic prescriptions are based on uncommon, peculiar symptoms and not based on pathology, we homeopaths did not give proper credit to pathology in our day-to-day practice. In fact, some started degrading its role in prescriptions. The homoeopathic teachings in our institutions have further created confusion in the minds of students as well as budding practitioners about pathology and its importance in day-to-day practice. Some academics even went to the extent of demanding the removal of subject pathology from our academics. This concept in my opinion may be dangerous to the future generations and hence the following points I consider in support of my stand that homeopaths need application of pathology too in their practice. This step is taken especially to clear the doubt of the student’s and new practitioners of homeopathy.

LITERARY REVIEW ON PATHOLOGY:

“Human pathology is the science which treats of diseases or abnormal conditions of living human

beings.”

“Homeopathy differs with regular medicine in its interpretations and application of several fundamental principles of science. It is these differences of interpretation and practice growing out of them which give homeopathy its individuality and continue its existence as a distinct school of medicine.” Says Stuart close in his book “Genius of Homeopathy”.

“In incurable cases or seemingly incurable cases, we must not put a limitation on the possibilities of the similimum remedy, for in many seemingly incurable conditions the similimum will so completely meet the situation as to obliterate the symptomatology of disease and the pathology and will restore the patient to health.” “The basis of cure is the fundamental law of similaris. The law of similaris is the fundamental law also in the palliation of incurable states”. Says Dr. H. A. Roberts.

Pathology is a factual science which deals with the abnormal material manifestations of the diseased individuals. Pathology is outwardly reflected bodily physical change of the internally deranged vital force. In short, functional changes



In short, functional changes always.

In the § no: 81 Hahnemann says “*the fact that this extremely ancient infecting agent [Psora], contribute to the production of these greater varieties of chronic diseases [secondary manifestations of Psora]... which has hitherto been treated of in the old pathological works under a number of special names, as diseases of an independent character.*” By the above statement it is clear that pathological symptoms according to Hahnemann are the expressions of the disease. They are the effects of the miasmatic causes. Hence various pathological names like rheumatoid arthritis, bronchial asthma, Parkinsonism etc are primarily the results of the deranged vital force by the miasmatic forces especially Psora. Hence pathology is a fact. Intelligent, judicial, and artistic use of pathology in homeopathic practice will fetch good results. Master Hahnemann in 5th to 7th aphorisms of 6th edition of Organon of medicine says in order to investigate the sufferings of the vital force, the symptoms, the unprejudiced physician has to collect the sufferings of vital force through 4 sources,

1. The patient
2. Attenders/ Bystanders of the patients
3. Laboratory investigations
4. The physician himself.

The first 2 sources of symptoms may not be technical or scientific, as they are coming out of patient and their attenders/ bystanders. But the last 2 sources, the laboratory investigations and *the changes observed by the physician*

himself are no doubt are the scientific enquiries we call proper pathological findings. It is true that all symptoms are resulting from the suffering vital force. These sufferings of vital force reflect on mind on one hand and the physical anatomy on the other. The bodily sufferings we homeopaths keep under pathological headings.

IMPORTANCE OF PATHOLOGY IN HOMEOPATHY:

1. PATHOLOGY HELPS IN IDENTIFYING PQRS:

Most of the pathological symptoms are seen in many patients suffering with same nosological disease, we call them common symptoms of disease. Example chill and rigor with fever always associated with Malaria, is a common symptom. Absence of chill and rigor in Malaria fever makes it uncommon and peculiar. But this does not rule out the patient's suffering as Malaria. Hence homeopathy believes that every individual reacts to cause of the disease in individual manner: we neglect these common symptoms and consider only Uncommon, Peculiar, Queer, Strange (P.Q.R.S) symptoms for perceptions. But in this contest, we forget that common, pathological symptoms are also needed in cases like severe acute distress, unconscious patients, paucity of symptoms. Common pathological symptoms help the physician in designing the prognosis, dietary restrictions, designing the plan of treatment, if we segregate the pathological common symptoms, we could pick and choose P.Q.R.S symptoms in a given case.

2. PATHOLOGY HELPS IN MIASMATIC DIAGNOSIS:

The theory of chronic disease introduced by Dr Hahnemann, upholds the Miasm as the basic, fundamental cause of diseases. These fundamental Miasms, acute Miasms cannot be understood well without the knowledge of pathology. We frequently hear from our masters of Organon stating Psora the mother of all Miasms producing reversible or Functional pathology. They also explain Sycosis, the fig warts Miasmas Proliferative Miasm and also Syphilis as degeneration or destructive Miasm. The last two Miasms cause irreversible structural pathological damages. Phyllis Speight beautifully elaborates the role of Miasm and its pathological changes in her book "A comparisons of chronic Miasms."

3. PATHOLOGY HELPS IN PREDICTING THE PROGNOSIS / NATURE OF DISEASE:

Disease is a natural phenomenon and Diagnosis helps the physician to predict the outcome of the disease which we call as prognosis. Example: Two patients suffering with frequency of stool. Just study of cause, nature, color, consistency, complaints preceding, during and after stool alone does not help us in prognosis of this diarrhea. One of the patients is having food poisoning and the other one is having diarrhea due to irritable bowel disease. By this diagnosis we can easily predict who will have an early prognosis and why?

CASE NO. 1: A CASE OF RECTAL ADENO CARCINOMA

A 75 yrs old male came with the complaints of

diagnosed advanced rectal carcinoma. Cancer specialists declared the case as incurable, after careful case study at our clinic we have decided to put him under palliative homeopathic care and improve the quality of life.

Remedy given:

- Hamamelis 200 (2-2-2) SOS.
- Curcuma Longa Q 10-0-10 drops daily in half glass of water.

With homeopathic management the patient had a good life of 2 years and had a peaceful death in his sleep.

CASE NO. 2: A CASE OF SALIVARY STONES

This is a case of salivary stone proceeded by tooth extraction. Since the problem did not have any constitutional problem a single dose of Staphysagria 1M was given. This treatment was followed by Urtica urens 30 twice a day with mouth wash of Plantago mother tincture daily twice. The results after 2 months of treatment are here with photographed.



4. PATHOLOGY HELPS IN DESIGNING THE PLAN OF TREATMENT:

Medical practice is an art. Mere study of medical sciences does not make one master prescriber. Type of prescription changes with the type of pathology of the suffering of the patient.

This is very true in case of homeopathy. Unprejudiced, intelligent, rational approach to each and every case as individual makes you master prescriber. Example: An earlier stage of tuberculosis can be easily treated by medicinal and diet management. But advanced case with tubercular formations and pyogenic infection in drug resistance tuberculosis sometimes may require surgical intervention too. Hence pathological diagnosis guides in designing the plan of treatment.

CASE NO. 3: Case of CA Stomach

Another case of carcinoma of stomach was reported to our clinic in the year 2020. The lady has already undergone a series of surgery and chemotherapy for her complaint. When the case had a recurrence, she wanted to try homeopathy. After careful study she was given palliative care with homeopathic medicines alone under strict diet regulation.

Remedy Given:

- Bismuth 200 (2-2-2) SOS
- Natrum Phos 6x (1-1-1) after food daily
- Condurango Q 10-0-10 Drops in half glass of water.

With homeopathic care her symptoms have improved tremendously, and we feel happy that she rejoined her duties again.

5. PATHOLOGY HELPS IN SELECTION OF POTENCY:

Master Hahnemann says there are 3 types of mistakes any physician will do.

1. Selection of remedy, 2. Selection of potency and 3. Repetition of doses.

All the above requires a thorough knowledge of homeopathic subjects with collaboration of pathology. Example: an acute case requires frequent repetition of doses as pathology will be deep rooted and fast approaching while in chronic diseases the single dose approach may be suitable whereas in incurable diseases high potency and frequent repetition of doses are contra indicated. Similarly, in pyogenic infections affecting vital organs repetition of doses and high potency of Silicea is contra indicated. Same is different if the abscess is on surface of the body.

CASE NO. 4: Case of Bursitis

A 65 yrs gentleman came with the complaints of olecranon bursitis, diagnosed by an orthopedic surgeon who recommended a minor surgery for this condition. Since it is a local connective tissue disorder, we selected Ruta 30 in water dose. In spite of repetition for 1 month case did not progress. The same remedy Ruta was given in 1M potency with water dose. Case improved very well within a span of 15 days. The evidence is given below,



Before
Treatment

After
Treatment



6. PATHOLOGY HELPS IN STUDY OF HUMAN FUNCTIONAL PATHOLOGY:

Unlike the allopathic practitioner homeopaths believe in 2 types of pathologies: Functional pathology and General / specific pathology. We believe that any Miasm as well as any drug has the capacity to alter the state of functional and structural realm of living organism. Master Hahnemann called our homeopathic *Materia medica* as human functional pathology. Hence homeopathic practice and pathology becomes inseparable.

7. PATHOLOGY HELPS IN THE USE OF NOSODES & ORGANOPATHIC REMEDIES:

Nosodes are remedies made of diseased products. The principle of prescribing Nosodes and organopathic prescription revolves around the pathology and its application in day-to-day practice. It is known that a person with a strong family background of Tuberculosis may require a dose of highly dynamized dose of *Tuberculinum* derivative Nosode. A person with a

strong history of cancerous family background may require a strong dose of syphilitic remedies etc as mastered by Dr. Burnet.

8. PRESCRIPTION BASED ON PATHOLOGICAL NAME OR LABORATORY INVESTIGATIONS:

The specialty of homeopathy is its approach to disease. In some cases, diagnosis may not be possible or patient may remain asymptomatic but during the regular routine master health checkup, we may find the 60 percent coronary vessel block, a symptomatic Hepatitis B carrier etc.

In such cases too, homeopathic literature like *Materia medica*, repertory, therapeutics may come in help to homeopath.

9. PATHOLOGY HELPS US IN DIFFERENTIATING BETWEEN CURABLE AND INCURABLE CONDITIONS:

Such innumerable list of importance of pathology in homeopathic practice can be cited. And we cannot deny or neglect the application of pathology in our practice.

An extracted list of remedies that can be given based on pathology from our literature is here with attached:

Epithelioma Ulcers with Indurations: Alumen

Paresis: Alumina

Chronic Affections of Brain / Spine/ Epilepsy: Alumina Silicata

Palpitation: Ambra Grecia

Allergic Conjunctivitis: Ambrosia

Chronic Bronchitis: Ammon carb



Gout/ Albuminuria: Ammon Benzoic
Aphonia: Ammon Causticum
Syncope: Ammon Causticum
Laryngitis/ Bronchitis: Ammon Iodatum
Adenoids: Agraph Nut
Follicular Tonsillitis: Ailanthus G
Anemia: Aletris Ferr
Diabetes Ins: Alfalfa
Frontal Sinusitis: Allium Cepa
Candidacies: Cand Albicans
Tape Worms: Cuprum Oxydatum Nigrum
Diuresis: Oxydendrum Arboreum
Cataract: S.C Maritima, Calc Flour 12x
Traumatic Cataract: Conium, Arnica
Corneal Opacity: Zinc Sulph., Silicea 30
Pterygium: Ratanhia
Elephantiasis: Merc Sulph
Organic Lesions and Blood Vessels: Baryta Mur
3x or 30

Our literature is filled with such innumerable pathological prescriptions based on nosological names or pathological tissue changes. The list is exhaustive for the enquirer.

VERDICT:

Hence we can conclude that pathology can have a place in homeopathic prescriptions. It is to be noted that it has its place only in incurable, pathologically advanced, idiopathic, palliative conditions alone. For curable cases it is rational to use only deep acting curable constitutional, miasmatic prescriptions alone. It is advisable not to use pathological prescriptions in constitutional, curable diseases as homeopathic constitutional itself helps as curative remedy. Our mission is to restore the sick to health, to cure in easily comprehensible principles.

**To Adevrtise here/ Sponsor the CME/
and other details**

E-mail us to [kqhda 1992@gmail.com](mailto:kqhda1992@gmail.com)

or contact

Dr. Sreenivasulu- 9845851467



Dr Vijay Krishna. V. BHMS, MD (Hom)
Associate Professor: Dept. of Materia Medica
GHMC, Bangalore

A CASE OF VOCAL CORD POLYP TREATED WITH HOMOEOPATHY

ABSTRACT:

Vocal cord polyps are one of the commonly occurring benign lesions of the vocal cords. Overuse and misuse of voice are the implied risk factors for vocal cord polyps, although another type of vocal cord polyp known as Reinke's oedema is found to be exclusively associated with smoking.

A 34-year-old male suffering from vocal cord polyp was successfully treated with homoeopathy with the laryngoscopy report affirming the cure.

KEYWORDS:

Vocal cord polyp, Homoeopathy, Classical homoeopathy, single dose prescription.

INTRODUCTION:

Vocal cord polyps are a type of benign laryngeal lesions that can occur in either one or both the vocal cords. These lesions cause a compromised voice production, presenting as hoarseness, multiple tones, loss of vocal range, vocal fatigue, or loss of voice, and consequently have an impact on quality of life.

Conventionally, vocal cord polyps are subjected to a surgical approach.

Following is a case of vocal cord polyp treated with homoeopathy.

CASE:

A patient name R, aged around 34 years, a teacher by profession, presented with Hoarseness of voice on 3-9-18.

He has priorly consulted an ENT surgeon on 19-6-2018 who had diagnosed it as a vocal cord polyp and advised for surgery. He was scheduled for a surgery when the principal of the institution where he was teaching, asked him to consult me once before undergoing the surgery.

As the hoarseness was bad and he had difficulty in talking he answered my questions by writing.

History of Presenting complaints- He had persistent cold for about 5-6 months which he had neglected, post which, he gradually developed hoarseness of voice.

Past history--

- Recurrent colds.
- H/O Nasal polyp, was operated when he was in 8th standard.



Physical sensitivity -- nothing significant

Personal history:

Appetite – normal
 Sleep – sound, dreams – of college life, trekking.
 Bowels - normal,
 Perspiration—nothing significant.
 Desires and aversions – nothing specific.
 Habits- nil
 Thermals- chilly

Life space investigations:

Residing in a Joint family - parents, brother, sister-in-law, wife and daughter.

He is more into sports - likes working out, physical endurance more.

He has got a lot of humanity, does lot of social activity, service, patriotism – has made a huge flag of India.

He is a teacher by profession, used to teach 6-7 hrs a day, never had any problems. He feels bad off late as he is unable to teach. He was so passionate about teaching that he used to take special classes for those students who are dull, after college hours voluntarily.

He is a green activist, does social service - (Goes to old age homes, orphanages) helping them with money. Most of his salary goes for it. When questioned why? he replied, “I have got the best from the society, want to give back to the society.”

The principal who had accompanied him confirms the above information. He says the patient is very good in his job, all the colleagues like him.

Patient can't see blood - he has fainted many times. He can't watch blood even on TV. In spite of that, donates blood regularly- has donated 20—25 times as it might be helpful to someone.

He feels blank after donating, feels as if I have died and again gets back to life. It's a nice feeling.

Has stopped eating non veg-- non violence.

Wants daughter to be of use to the nation. Likes trekking, adventurous games.

As a child, he was mischievous, impatient, mixes well with people.

Analysis:

Mental generals	Physical generals	Particular
Benevolence	Fainting sight of blood	Polyp
Passionate	Chilly	
Extroverted		

The above rubrics were considered and Repertorized.



The Reportorial Totality is as follows:

Remedy Name	Phos	Nux-v
<u>Totality</u>	6	4
<u>Symptoms Covered</u>	3	3
Kingdom		
X [Complete] [Generalities] Faintness, fainting Blood, at sight of:	1	1
X [Complete] [Mind] Benevolence:	1	2
X [Complete] [Generalities] Polypi:	4	1

A single dose of Phosphorus 200 was given.

Nux Vomica was ruled out as he was not an angry or ambitious constitution.

Follow up chart:

18-9-18

Speech better, started taking classes

Rx: PL

3-10-18

Better, doing his routine, eating ice creams, taking cold things. No problems.

Rx: PL

19-10-18 Better, Rx: PL

05-11-18 Better, Rx: PL

03-12-18

Taking classes for 4-5 hours, no hoarseness of voice

After four months of treatment, I had referred the patient back to the same ENT surgeon, who repeated a Laryngoscopy and was happy to see the polyp completely regressed. The ENT surgeon personally called and expressed his appreciation of Homoeopathic cure which was a gentlemanly gesture.

Membership Fee Rs. 5000/-

Donations are accepted

Account Name: KQHDA

State Bank of India

R.T. Nagar, Branch

Account No. : 64214361708

IFSC Code : SBIN0040617

**Donations are exempted from
Income Tax 80g of the
IT Act 1961**



"SUPER SPECIALITY" OTOLGY CENTRE
Recognized by K.J.S. University, Belgur, Karnataka
NO.1, 9TH CROSS, MALLESHWARAM

Patient ID : 8943
Patient Name :
Age/Gender : 35Yrs.

Visit Date : 8/28/2018
Referred by :
Consulted by : MS, DLO

Premedication :
Findings :
Pinna :
Post Auricular Region :
Concha :
External Ear Canal :
Tympanic Membrane :
Pars Flaccida :
Pars Tensa :
Other Findings :
Impression : vocal cord polyp

Prof. Dr. M. Vijayakrishna, MS, DLO

BASE OF TONGUE IS NORMAL
EPIGLOTTIS IS NORMAL
VALLECULAE IS NORMAL
ARYEPIGLOTTIC FOLDS IS NORMAL
ARYTENOID BULGES AND INTER-ARYTENOID SPACE IS NORMAL
PYRIFORM FOSSAE ARE NORMAL
POST CRICOID REGION IS NORMAL
FALSE VOCAL CORDS LOOK NORMAL
TRUE VOCAL CORDS SHOW LEFT VOCAL CORD NODULE AT ANTERIOR THIRD WITH HAEMORRHAGE ALONG THE CORD
VOCAL CORDS MOVEMENT IS NORMAL WITH A PHONATORY GAP DUE TO THE NODULE
SUBGLOTTIS IS NORMAL

IMPRESSION: LEFT VOCAL CORD NODULE

Dr. Harshavardhan N. Reddy
DR HARSHAVARDHAN N REDDY
Dr. Harshavardhan N. Reddy
KMC Reg. No. 38723
Consultant ENT

Information Management of Endo Clinic By: www.endoclinic.co.in

E.N.T. CARE CENTRE
"SUPER SPECIALITY" OTOLGY CENTRE
MS, DLO.

Dear Dr. Vijayakrishna,
Congratulations Dr. is
Excellent. Improvement usually
This size of polyp (vocal cord)
will not regress by any
medicines including steroids
but now its completely regressed
Thank you
[Signature]

1837

E.N.T. CARE CENTRE

Name :
Age :
Phone :
Date :
Ref. by, Dr.

22/11/18

voice is clear
Dr. (B) v.c's Normal
Moan is good.
Polyp regressed completely
v. good improvement

[Signature]



ಡಾ|| ತೇಜಸ್ವಿ. ಕೆ.ಪಿ. ಎಂ.ಡಿ. (ಹೋಮ್)

ಪ್ರೊ. & ಎಚ್.ಬಿ.ಡಿ

ಎ.ಹೆಚ್.ಎಂ.ಸಿ., ಬೆಂಗಳೂರು

ಬೇಕಾಗಿದ್ದಾರೆ ಹೃದಯವಂತ ವೈದ್ಯರೂ ಮತ್ತು ಸಹನೆಯುಳ್ಳ ರೋಗಿಗಳೂ...

ರೋಗಿಯ ಅಳಲು

ಕಣ್ಣಿಗೆ ಕಾಣುವ ದೇವರೆನಿಸಿದ ವೈದ್ಯನ
ಅಂತರಂಗದ ಕಣ್ಣುಗಳು ಏಕೆ ಕುರುಡಾದವು
ಮಾನವತೆ, ನೀತಿ, ಮೌಲ್ಯಗಳು ಹೇಗೆ ಮರೆಯಾದವು
ಬರೀಸ್ವಾರ್ಥ, ದುರಾಸೆ, ಕಪಟಗಳು ತಳವೂರಿದವು
ಹಿತೈಷಿಗಳಂತಿದ್ದ ಫ್ಯಾಮಿಲಿ ಡಾಕ್ಟರ್ ಈಗ ಸಿಗೋಲ್ಲ
ಹಣ ಸುಲಿಯುವ ವೈದ್ಯ, ಆಸ್ಪತ್ರೆಗಳು ಈಗಲ್ಲ
ರೋಗಿಯ ಸಮಸ್ಯೆ ಅಲಿಸಲು, ಮೈ ಮುಟ್ಟಿ ಪರೀಕ್ಷಿಸಲು
ಟೈಮಿಲ್ಲಾ ಹೆಚ್ಚಿತ್ತು ಮಾತ್ರಗಳ, ಮಾರುದ್ದ
ಅನಾವಶ್ಯಕ ಟೆಸ್ಟುಗಳ ಬರೆಯುವರೆಲ್ಲಾ
ಆಸ್ಪತ್ರೆಯ ಕದತಟ್ಟಿದ್ರೆ ಅಡ್ಮಿಷನ್ , ಮುಟ್ಟಿದ್ರೆ
ಆಪರೇಷನ್

ಓ ವೈದ್ಯನೇ ಬಿಡು ಈ ಸ್ವಾರ್ಥ ದುರಾಸೆಯ ಬದುಕು
ನೀ ರೋಗಿಯ ಒಳಗಿನ ಆ ದೇವರ ಹುಡುಕು
ತೊಲಗಲಿ ವೈದ್ಯನ ಬಿಳಿ ಕೋಟಿಗಂಟಿದ ಕೊಳಕು
ಮೂಡಿಸು ರೋಗಿಯ ಮನದಲಿ ವಿಶ್ವಾಸದ ಬೆಳಕು
ಇದರಲ್ಲೇ ಇರುವುದು ವೈದ್ಯನ ಸಾರ್ಥಕ ಬದುಕು.

ವೈದ್ಯನ ಅಳಲು

ನಾನು ವೈದ್ಯನಾಗಿ ಮಾಡಿದನೇ ಜೀವನದ ದೊಡ್ಡ ತಪ್ಪು
ಆವರಿಸಿದಂತಿದೆ ಅರೆವಯಸ್ಸಿಗೇ ಮುಪ್ಪು

ಅರ್ಥ ವಯಸ್ಸು ಓದುವುದರಲ್ಲೇ ಕಳೆದು ಹೋಯ್ತು
ಆಟೋಟಗಲು ಎಂದೋ ನಿಂತೋಯ್ತು
ಯೌವನದ ಅವಧಿ ಅರಿವಿಲ್ಲದೇ ಹೊರಟೋಯ್ತು
ದುಡಿಮೆಗೆ, ಜೀವನಕ್ಕೆ ಕೊರತೆ ಇಲ್ಲ
ಹಸಿದಾಗ ಉಣ್ಣುವ, ಹೊತ್ತಿಗೆ ನಿದ್ರಿಸುವ ಅದೃಷ್ಟ
ನಮಗಿಲ್ಲ
ಬೇರೆಯ ದುಡಿಮೆ ಗೊತ್ತಿಲ್ಲ, ನಮಗೆ ಪ್ರಾಕ್ಟೀಸ್ ಬಿಟ್ಟೆ
ಗತಿಯಿಲ್ಲ
ಅಂದುಕೊಳ್ಳದಿರಿ ವೈದ್ಯನ ಜೀವನ ಬಲು ಸಲೀಸು
ಮಡದಿಯ ಮುನಿಸು, ಮಕ್ಕಳ ಈಡೇರದ ಕನಸು
ಇವುಗಳ ನಡುವೆ ಸಾಗಿದೆ ನಮ್ಮ ಮೆಡಿಕಲ್ ಪ್ರಾಕ್ಟೀಸು

ನೋಡುವನು ನಿತ್ಯವೂ ನೂರೆಂಟು ಪೇಶಂಟು,
ಸಾಧ್ಯವಿದೆ ವೈದ್ಯನಿಗೇ ರೋಗ ಹರಡುವಾ ಆಪತ್ತು
ಒಮ್ಮೊಮ್ಮೆ ಮನೆ ಸೇರುವುದೇ ರಾತ್ರಿ ಸರಿಹೊತ್ತು
ಹೊತ್ತಿನ ಊಟ, ನಿದ್ರೆ ನೆಮ್ಮದಿಗೆ ಯಾವಾಗಲೂ ಕುತ್ತು
ನಮ್ಮ
ಸ್ಥಿತಿ ಹೀಗಿದ್ರೂ ಜನರಿಗೆ ವೈದ್ಯರೇ ಸುಲಭದ ಟಾರ್ಗೆಟ್
ಸ್ವಲ್ಪ ಏರುಪೇರಾದರೂ ಏರಬೇಕು ಕೋರ್ಡು-ಕಾನೂನಿನ
ಚೌಕಟ್ಟು

ವೈದ್ಯನೂ ಒಬ್ಬ ಮನುಷ್ಯನೆಂಬ ಅರಿವೆಯೇ ಇಲ್ಲದವರಿವರು
ನಮ್ಮನ್ನು ಯಾವಾಗ್ಲೂ ಸಂಶಯದಿಂದಲೇ ನೋಡುವವರು



ನಮಗಿಂತ ಗೂಗಲ್ ಜಾಲವನ್ನೇ ಹೆಚ್ಚು ನಂಬಿರುವವರು ಅಚಾತುರ್ಯದಿಂದಲೋ ಆಕಸ್ಮಿಕವಾಗಿಯೋ ನಮ್ಮಿಂದ ಮಾನವ ಸಹಜ ತಪ್ಪುಗಳಾದಾಗ ಕೊಲ್ಲೂ ಹಿಂಜರಿಯದವರು.

ಸಾಕಪ್ಪಾ ಸಾಕು ಈ ನೆಮ್ಮದಿಗೆಡಿಸುವ ಕಾಯಕ ಕಾಪಾಡೋ ನಮ್ಮೆಲ್ಲಾ ವೈದ್ಯರನ್ನು ಶ್ರೀ ಸಿದ್ದೀವಿನಾಯಕ.

ವೈದ್ಯ Vs ರೋಗಿ

“ವೈದ್ಯೋ ನಾರಾಯಣೋ ಹರಿ” ಎಂದು ವೈದ್ಯನನ್ನು ನಮ್ಮ ದೇಶದಲ್ಲಿ ಗೌರವಿಸಲಾಗುತ್ತದೆ ಶಿಕ್ಷಕರು ಮತ್ತು ವೈದ್ಯರು ಮಾನವ ಕುಲಕ್ಕೆ ನೀಡಿದ ಕೊಡುಗೆ ಬೆಲೆ ಕಟ್ಟಲಾರದ್ದು.

ವೈದ್ಯ ಮತ್ತು ರೋಗಿಯ ನಡುವಿನ ಸಂಬಂಧ ಅನ್ಯೋನ್ಯ ವಾದದ್ದು, ಎಷ್ಟೋ ರೋಗಿಗಳ ಅರ್ಥ ಖಾಯಿಲೆ ಗುಣವಾದದ್ದು ತಾವು ನಂಬಿದ ವೈದ್ಯರ ಚೈತನ್ಯಭರಿತ ಮಾತು, ಸ್ಪರ್ಷ ಮತ್ತು ಮುಖ ದರ್ಶನ ದಿಂದಲೇ ಹೊರತು ಬರೀ ಔಷಧಿ, ಸರ್ಜರಿಗಳಿಂದಲ್ಲ.

ಪರಸ್ಪರ ನಂಬಿಕೆಯೇ ವೈದ್ಯಕೀಯ ಆರೈಕೆಯ ಜೀವಾಳ, ತಮ್ಮ ಸಮಸ್ಯೆಗಳನ್ನು ತಾಳ್ಮೆಯಿಂದ ಆಲಿಸುವ, ಸದಾ ಹಸನ್ಮುಖಿಯಾದ ವೈದ್ಯನನ್ನು ದೇವರಂತೆಯೇ ಆದರಿಸುವ ಜನರಿದ್ದಾರೆ, “ ಡಾಕ್ಟ್ರೇ ನಿಮ್ಮನ್ನ ನೋಡಿದ್ರೆ ನಿಮ್ಮ ಹತ್ರ ಮಾತಾಡಿದ್ರೆ ಸಾಕು ನಂಗೆಷ್ಟೋ ಆರಾಮೆನಿಸ್ತದೆ” ಎನ್ನುವವರು, ಗಂಟೆಗಟ್ಟೆ ಕ್ಯೂ ನಲ್ಲಿ ನಿಂತ್ರೂ, ನೂರಾರು ಮೈಲು ದೂರದಿಂದ ಬಂದ್ರೂ ತಮ್ಮ ನೆಚ್ಚಿನ ಡಾಕ್ಟ್ರನ್ನೇ ಸಂದರ್ಶಿಸುವ ಜನ ಇನ್ನೂ ಇದ್ದಾರೆ.

ರೋಗಿಗಳ ಸೇವೆಗಾಗಿ ಮುಡುಪಿಟ್ಟಿರುವ ಇಂತಹವರು ಈ ಉದ್ದೇಶಕ್ಕಾಗಿ ಅನೇಕ ತ್ಯಾಗಗಳನ್ನು ಮಾಡಬೇಕಾಗುತ್ತದೆ.

ಕೆಲವು ದಶಕಗಳ ಹಿಂದೆ ಪ್ರಸ್ತುತವಿದ್ದ ಫ್ಯಾಮಿಲಿ ಡಾಕ್ಟರ್ ಅಥವಾ ಕುಟುಂಬ ವೈದ್ಯರು ಈ ಎಲ್ಲ ಗುಣವುಳ್ಳವರಾಗಿದ್ದರು, ಅವರು ಒಬ್ಬ ಕುಟುಂಬದ ಆಪ್ತ ಮಿತ್ರ ಮತ್ತು ಹಿತೈಷಿಯಾಗಿದ್ದರು. ಈಗಲೂ ಕೆಲವು ಹಳೆ ತಲೆಮಾರಿನ ವೃದ್ಧರು ಹೇಳುವುದುಂಟು --- “ ನಾನು ಖಾಯಿಲೆಯಿಂದ ಸತ್ತುಹೋದ್ರೂ ಪರವಾಯಿಲ್ಲ ನಂಗೆ ನಮ್ಮ ಫ್ಯಾಮಿಲಿ ಡಾಕ್ಟ್ರೇ ಚಿಕಿತ್ಸೆ ಕೊಡ್ಲಿ ಬೇರೆ ಎಲ್ಲಾ ಬೇಡ” ಇಷ್ಟರಮಟ್ಟಿಗೆ ಅವರ ನಂಬಿಕೆ ಇತ್ತು, ಆ ಫ್ಯಾಮಿಲಿ ವೈದ್ಯರೂ ಜನರ ನಂಬಿಕೆಯನ್ನು ಉಳಿಸಿಕೊಂಡಿದ್ದರು.

ಸುಮಾರು 2-3 ದಶಕಗಳಿಂದ ವೈದ್ಯ ಮತ್ತು ರೋಗಿಯ ನಡುವಿನ ಸಂಬಂಧ ಹಳಸಿದೆ, ವೈದ್ಯ ಮತ್ತು ರೋಗಿಯ ನಡುವೆ ಅವಿಶ್ವಾಸದ ದೊಡ್ಡ ಕಂದಕವೇ ಸೃಷ್ಟಿಯಾಗಿದೆ, ವೈದ್ಯ ರೋಗಿಯನ್ನು ಹಣಗಳಿಸುವ ಸಾಧನವಾಗಿ ಮತ್ತು ರೋಗಿ, ವೈದ್ಯನನ್ನು ಹಣ ಬಿಸಾಕಿದರೆ ಸೇವೆ ನೀಡುವ ಸರ್ವಿಸ್ ಪ್ರೊವೈಡರ್ ಎಂಬರ್ಥದಲ್ಲಿ ಕಾಣಲಾಗುತ್ತದೆ.

ದೇವರೆಂದು ಗೌರವಿಸಲ್ಪಟ್ಟ ವೈದ್ಯರದು ಈ ಪರಿಯಾದರೆ, ತಮ್ಮ ರೋಗದ ನಿವಾರಣೆಗೆ ವೈದ್ಯರ ಬಳಿ ಬರುವ ರೋಗಿಗಳ ಬಗ್ಗೆ ಹೇಳಬೇಕಾದದ್ದೂ ಇದೆ.

ವೈದ್ಯರು ರೋಗಿಯೇ ದೇವರೆಂದು ತಿಳಿದು, ಅವರ ಸೇವೆಯೇ ಪರಮೋಚ್ಚ ಕರ್ತವ್ಯವೆಂದು ತಿಳಿದ ಕಾಲವೊಂದಿತ್ತು, ಈಗ ಅದು ಬದಲಾಗಿದೆ ಏಕೆಂದರೆ ರೋಗಿಯೂ ಬದಲಾಗಿದ್ದಾನೆ.

ಆಧುನಿಕ ಕಾಲದ ಅನೇಕರು, ಆರೋಗ್ಯ ಹಣಕೊಟ್ಟು ಖರೀದಿಸಬಹುದಾದ ವಸ್ತು (commodity) ಎಂದು ಭಾವಿಸಿದ್ದರೆ, ಇದನ್ನು ಒದಗಿಸುವ ವ್ಯಕ್ತಿ, ಒಂದು ಯಂತ್ರ ಅಥವಾ



ಒಬ್ಬ ಸೇವಕನೆಂದುಕೊಂಡಿದ್ದಾರೆ. ಅಂತೆಯೇ ಹಣವೊಂದಿ
ದ್ದರೆ ಹೆಣವನ್ನೂ ಎಬ್ಬಿಸಬಹುದು ಎಂಬ ಅಭಿಪ್ರಾಯ ಅ
ನೇಕರದು.

“ಸಂಶಯವೇ ವಿಷ” ಎಂಬ ನಾಣ್ಣುಡಿಯಂತೇ,
ಪೂರ್ವಗ್ರಹ ಪೀಡಿತರಾದ ಕೆಲವರಿಗೆ ವೈದ್ಯರಿಗಿಂತಾ
ಗೂಗಲ್ ಅಂತರ್ಜಾಲದಲ್ಲಿ ಒದಗಿಸಿರುವ
ಮಾಹಿತಿಯಮೇಲೆಯೇ ಹೆಚ್ಚು ನಂಬಿಕೆ. ಸ್ವಯಂ
ವೈದ್ಯರು, ಗೂಗಲ್ ವೈದ್ಯರಿಗೆ ಈಗ ಬರವಿಲ್ಲ.
ಇಂತಹವರು ವೈದ್ಯರ ಜ್ಞಾನ ಪರೀಕ್ಷೆ ಮಾಡಲು
ಬರುವರೇ ಹೊರತು ವೈದ್ಯರ ಸಲಹೆ ಅಥವಾ
ಚಿಕಿತ್ಸೆಗಲ್ಲ. ವೈದ್ಯರಬಳಿಗೆ ಬರುವ ಮುನ್ನ ಗೂಗಲ್ ಒತ್ತಿ
ಒತ್ತಿ ತಮ್ಮ ಖಾಯಿಲೆಯ ಬಗ್ಗೆ, ಕೊಡಬಹುದಾದ
ಔಷಧಿಗಳ ಬಗ್ಗೆ ಅರೆಬರೆ ತಿಳಿದು, ಪುಸ್ತಕದ ಅಥವಾ
ಅಂತರ್ಜಾಲದ (Internet) ಜ್ಞಾನಕ್ಕಿಂತಾ
ವೈದ್ಯನ ಅನುಭವದ ಜ್ಞಾನ ಹೆಚ್ಚಿನದು ಎಂಬುದನ್ನು
ಅರಿಯದವರು ಇವರು.

ಅಗ್ಗವೆಂದು ಬೀದಿಬದಿಯ ಪಾನಿಪುರಿ, ಚಾಟ್ ತಿನ್ನುವ
ಅನೇಕ ಜನರು ಕೆಲವರು, ಎಗ್ಗಿಲ್ಲದೇ ಫಾಸ್ಟ್ ಫುಡ್,
ಮದ್ಯ . ಸಿಗರೇಟು ಸೇವಿಸುವ ಇಂತಹವರು, ವೈದ್ಯರ
ಬಳಿ ಬಂದಾಗ ---ಡಾಕ್ಟ್ರೀ ನಿಮ್ಮ ಮೆಡಿಸಿನ್ ಸೈರಾಯ್ಡ್
ಅಲ್ಲ ತಾನೇ, ಸೈಡ್ ಎಫೆಕ್ಟ್ ಇಲ್ಲ ತಾನೇ ಎಂದು ಪದೇ
ಪದೇ ಕೇಳಿ ವೈದ್ಯರ ತಾಳ್ಮೆಗೆಡಿಸುವವರು ಇದ್ದಾರೆ.

ನಮ್ಮ ದೇಶದ ಪ್ರತಿಷ್ಠಿತ ವೈದ್ಯ ಸಂಸ್ಥೆಯ
ಒಬ್ಬಮುಖ್ಯಸ್ಥರೊಬ್ಬರಿಗೆ ಇತ್ತೀಚೆಗೆ ಟಿ. ವಿ. ಸಂದರ್ಶನದಲ್ಲಿ
ಸಂದರ್ಶಕಿ

“ ಮೆಡಿಕಲ್ ಪ್ರೊಫೆಶನ್ ಒಂದು ಬಿಸಿನೆಸ್ ಆಗಿದೆಯಲ್ಲ”
ಎಂದು ಕೇಳಿದಾಗ ಅವರು ಕೊಟ್ಟ ಉತ್ತರ ಹೀಗಿತ್ತು. .

“ನಾವು ಇದನ್ನು ವ್ಯಾಪಾರೀಕರಣ ಮಾಡಲಿಲ್ಲ ನೀವು ಮತ್ತು
ಸರಕಾರೀ ವ್ಯವಸ್ಥೆಯಿಂದ ಇದು ಸೃಷ್ಟಿಯಾಯಿತು ಎಂದರು.
ರೋಗಿ ಒಬ್ಬ ಕನ್ಸೂಮರ್ (ಬಳಕೆದಾರ) ಆದ, ವೈದ್ಯಕೀಯ
ಸೇವೆಯನ್ನು ಒಂದು ವಾಣಿಜ್ಯವೆಂದು ಪರಿಗಣಿಸಿದಿರಿ ಇದರಿಂದ
ವೈದ್ಯ ಮತ್ತು ರೋಗಿಯ ನಡುವಿನ ಸಂಬಂಧ ಹದಗೆಟ್ಟು
ಹೋಯ್ತು. ಕನ್ಸೂಮರ್ ಕೋರ್ಟ್ ಸೃಷ್ಟಿಯಾದವು, ಆ
ದಿನದಿಂದಲೇ ವೈದ್ಯ ವೃತ್ತಿ ಒಂದು ಬಿಸಿನೆಸ್ ಎಂದು
ಪರಿಗಣಿಸಲ್ಪಟ್ಟಿತು. ನಮ್ಮನ್ನು ತೆರಿಗೆ ಕಟ್ಟಲು ಹೇಳಿದಾಗ
ನಮ್ಮ ಸೇವೆ ಸೇವೆಯೆನಿಸದೇ ಆದಾಯ (Income)
ಎಂದೆನಿಸಿತು. ಯಾವಾಗ ನೀವು ನಮಗೆ ಟ್ರೇಡ್ ಲೈಸೆನ್ಸ್
ಕಡ್ಡಾಯ ಮಾಡಿದಾಗ ನಮ್ಮ ಸೇವೆ ಒಂದು ವ್ಯಾಪಾರ
(Trade) ಎಂದು ಪರಿಗಣಿಸಲ್ಪಟ್ಟಿತು.”

ವೈದ್ಯ ಮತ್ತು ರೋಗಿಯ ಸಂಬಂಧದಲ್ಲಿ ಮೂಡಿರುವ
ಬಿರುಕು, ಅಪನಂಬಿಕೆ ಹೋಗಲಾಡಿಸುವುದು ಅತ್ಯವಶ್ಯಕ.
ವೈದ್ಯನಿಲ್ಲದಿದ್ದರೆ ಸಮಾಜ, ಸಮುದಾಯದ ಏಳಿಗೆ ಸಾಧ್ಯವಿ
ಲ್ಲವೋ ಹಾಗೆಯೇ ರೋಗಿಯಿಲ್ಲದೇ ವೈದ್ಯನ ಬದುಕೂ
ಸಾಧ್ಯವಿಲ್ಲ. ಈವರೂ ತಮ್ಮ ತಮ್ಮ ಕರ್ತವ್ಯ ಪಾಲನೆ
ಮಾಡಬೇಕು. ವೈದ್ಯನೂ ತನ್ನದೇ ಆದ ಇತಿಮಿತಿ
ಇರುವ ಒಬ್ಬ ಮನುಷ್ಯ, ಹಾಗೆಯೇ ವೈದ್ಯ ವಿಜ್ಞಾನಕ್ಕೋ
ಮಿತಿಮೀರಿದೆ. ಯಾವುದೂ ಒಬ್ಬ ವೈದ್ಯ ಮಾಡಿದ ತಪ್ಪಿನಿಂದ
ಎಲ್ಲಾ ವೈದ್ಯರನ್ನು ದೂಷಿಸುವುದು, ಸಂಶಯಿಸುವುದು ತಪ್ಪು,
ಮಾನವೀಯತೆಯುಳ್ಳ ಪ್ರತಿಯೊಬ್ಬ ವೈದ್ಯನೂ ರೋಗಿಯ
ಹಿತವನ್ನೇ ಬಯಸುತ್ತಾನೆ ಮತ್ತು ಅದಕ್ಕಾಗಿ ಶ್ರಮಿಸುತ್ತಾನೆ.
ಎಲ್ಲರಂತೆ ವೈದ್ಯನಿಗೂ ಅವಶ್ಯಕತೆಗಳು, ಆಸೆ
ಆಕಾಂಕ್ಷೆಗಳಿರುತ್ತವಲ್ಲವೇ, ಅವನೂ ತನ್ನ ಸಮಯ, ಹೂಡಿದ
ಹಣ, ಪರಿಕರಣಗಳಿಗೆ ವೆಚ್ಚಮಾಡಿದ ಹಣ ದುಡಿಯಬಾರದೇ,
ಹಾಗಂತಾ ಅತೀ ದುರಾಸೆಯೂ ತಪ್ಪು. ವೈದ್ಯನು ತನ್ನ ಬಳಿಗೆ
ಬಂದ ರೋಗಿಯನ್ನು ಒಬ್ಬ ಹಣ ಮಾಡುವ



ಸಾಧನವೆಂದುಕೊಳ್ಳದೇ, ಮಾನವತೆಯ ನೆಲೆಯಲ್ಲಿ ಸೇವೆ ನೀಡಬೇಕು. ಅನಾವಶ್ಯಕ ಶಸ್ತ್ರಚಿಕಿತ್ಸೆಗಳು, ಪರೀಕ್ಷೆಗಳು, ಸಿಸೇರಿಯನ್ ಶಸ್ತ್ರಚಿಕಿತ್ಸೆಗಳು ನಿಲ್ಲಬೇಕು.

ವೈದ್ಯ ಶಿಕ್ಷಣ ಮತ್ತು ಶಿಕ್ಷಣ ಸಂಸ್ಥೆಗಳ ಪಾತ್ರ

ಪ್ರಸಿದ್ಧ ವೈದ್ಯ ಮತ್ತು ಸುಧಾರಕ ಡಾಕ್ಟರ್ ಬಿ. ಎಂ. ಹೆಗ್ಡೆ ಅವರು ಹೇಳುವಂತೆ ಇಂದಿನ ವೈದ್ಯಕೀಯ ವಿದ್ಯಾರ್ಥಿಗಳಿಗೆ ನಾಡಿಬಡಿತ, ರೋಗಿಯ ಪರೀಕ್ಷೆ ಮಾಡುವುದು, ರೋಗ ನಿರ್ಧಾರ (Diagnosis), ಔಷಧಿಗಳ (Pharmacology) ಬಗ್ಗೆ ಕಲಿಸಿಕೊಡಲಾಗುತ್ತದೆಯೇ ಹೊರತು ರೋಗಿಯನ್ನು, ರೋಗಿಯ ನೋವು ಕಷ್ಟಗಳನ್ನು ಹೇಗೆ ಅರ್ಥೈಸಿಕೊಳ್ಳಬೇಕು ? ಹೇಗೆ ಸ್ಪಂದಿಸಬೇಕು ಎಂಬುದನ್ನು ಹೇಳಿಕೊಡಲಾಗುತ್ತಿಲ್ಲ, ಇದರಿಂದಲೇ ವೈದ್ಯರಲ್ಲಿ ಮಾನವೀಯತೆ, ಮೌಲ್ಯಗಳು ಮರೆಯಾಗುತ್ತಿವೆ. ರೋಗಿಯನ್ನು ಒಬ್ಬ ವ್ಯಕ್ತಿಯಾಗಿ ನೋಡದೆ ಇಂತಹ ಬೆಡ್ ನಂಬರಿನ ಇಂತಹ ಖಾಯಿಲೆಯ ಒಂದು ಕೇಸು ಎಂದೇ ಪರಿಗಣಿಸಲಾಗುತ್ತದೆ.

ಆದರ್ಶ ವೈದ್ಯ ಹೇಗಿರಬೇಕು ?

ಹೋಮಿಯೋಪತಿಯ ವೈದ್ಯಪದ್ಧತಿಯ ಜನಕ ಡಾಕ್ಟರ್ ಸ್ಯಾಮ್ಯುಯೆಲ್ ಹಾನಿಮಾನ್ ಅವರು " ರೋಗಕ್ಕಿಂತಲೂ ರೋಗಿ ಮುಖ್ಯ, ರೋಗಿಯ ಹಿಂದೆ ಒಬ್ಬ ವ್ಯಕ್ತಿಯಿದ್ದಾನೆ ಆ ವ್ಯಕ್ತಿಯನ್ನು ಅರ್ಥೈಸಿಕೊ ಎಂದಿದ್ದಾರೆ", ಸ್ಯಾಮ್ಯುಯೆಲ್ ಹಾನಿಮಾನ್ ಒಬ್ಬ ಅಲೋಪಥಿ ವೈದ್ಯರಾಗಿದ್ದು ನಂತರ ಹೋಮಿಯೋಪಥಿ ಪದ್ಧತಿಯನ್ನು ಕಂಡುಹಿಡಿದರೆಂಬುದು ಇಲ್ಲಿ ಗಮನಿಸಬೇಕಾದಂತಹ ವಿಷಯ.

ಆಧುನಿಕ ವೈದ್ಯ ಪದ್ಧತಿಯ ಜನಕ ಎಂದು ಕರೆಯಲ್ಪಡುವ ಡಾಕ್ಟರ್ ವಿಲಿಯಮ್ ಒಸ್ಟರ್ ಹೇಳಿದ್ದು ಹೀಗೆ " ಒಳ್ಳೆಯ ವೈದ್ಯ ರೋಗಕ್ಕೆ ಚಿಕಿತ್ಸೆ ನೀಡುತ್ತಾನೆ, ಶ್ರೇಷ್ಠ ವೈದ್ಯ ರೋಗಿಗೆ ಚಿಕಿತ್ಸೆ ನೀಡುತ್ತಾನೆ" ಇನ್ನೊಂದೆಡೆ ಇವರು ಹೇಳುತ್ತಾರೆ " ವೈದ್ಯನ ಮೊದಲ ಕರ್ತವ್ಯವೆಂದರೆ ಜನರನ್ನು ಔಷಧಿ ತೆಗೆದುಕೊಳ್ಳದಂತೆ ಮತ್ತು ಔಷಧಿಗಳಮೇಲೆಯೇ ಅವಲಂಬಿತರಾಗದಂತೆ ನೋಡಿಕೊಳ್ಳುವುದು"

ಈಗ ನಮ್ಮ ಸಮಾಜಕ್ಕೆ ಬೇಕಾಗಿರುವುದು ಮಾರುದ್ದದ ದೇಶ-ವಿದೇಶಗಳ ವೈದ್ಯ ಡಿಗ್ರಿ ಪಡೆದು, ರೋಗಿಯ ಜೊತೆ 5 ನಿಮಿಷವೂ ರೋಗಿಗಾಗಿ ವ್ಯಯಿಸಲು ಸಮಯವಿಲ್ಲದ, ಪ್ರೀತಿಯಿಂದ ಅವರ ಜೊತೆ ಮಾತನಾಡದ ವೈದ್ಯನೆಂಬ ಯಂತ್ರ ಬೇಕಾಗಿಲ್ಲ, ಬದಲಿಗೆ ಅವಶ್ಯಕವಿರುವುದು ರೋಗಿಯ ಜೊತೆ ಪ್ರೀತಿಯಿಂದ ಮಾತಾಡುವ, ಸಮಚಿತ್ತದಿಂದ ವ್ಯವಹರಿಸುವ, ನೋವು ನಲಿವಿಗೆ ಮಿಡಿಯುವಂತಹ ಸಹೃದಯವುಳ್ಳ ವೈದ್ಯ.

- ಡಾ|| ತೇಜಸ್ವಿ. ಕೆ.ಪಿ. ಎಂ.ಡಿ. (ಹೋಮ್)

ಪ್ರೊ. & ಎಚ್.ಒ.ಡಿ

ಎ.ಹೆಚ್.ಎಂ.ಸಿ., ಬೆಂಗಳೂರು



NATIONAL HOMOEOPATHIC SEMINAR 2022

Karnataka Qualified Homoeopathic Doctor's Association (KQHDA) in association with National Institute of Clinical Excellence, Homoeopathy, (NICE) on occasion of World Homoeopathy Day on 10th April 2022, organized a National seminar, Essay Competition, Book Release, and Medical camp at Terapanth Bhavan Bengaluru.

The event commenced with the Blessings of Jain Samaj Nuns followed by the positive vibrations of the Shankhanadham by Dr B D Patel and Dr Shreepad Hegde that created a vibrant aura.

Dr Raksha G did the invocation song with the Ganesha Vandana.

The World Homoeopathic Day, 267th birthday of Master Samuel Hahnemann was celebrated by lighting of the lamp and floral tribute by the Chief Guests Prof Mallepuram G Venkatesh, Dr Venkatraman and Mr Gouthamchand Mutha, Prof Dr B D Patel, Prof Dr Shreepad Hegde, Prof Dr H L Swamy, Dr B R Sreenivas, Dr Subha C and Dr Chaitali Kulkarni.

KQHDA Secretary Dr Subha C briefed everyone with the Summary Report on the events and workings of KQHDA in the past 2 years including medical camps, Contribution to CM fund towards Covid relief fund, distribution of homoeopathic immunobooster, Distribution of food and medical essentials to Covid Warriors, Donation towards

Kodagu relief fund, CMEs through marathon of webinars and many more.

The President of KQHDA Prof Dr Shreepad Hegde welcomed all the guests, speakers, and delegates. He felicitated and honoured all the dignitaries present on the dias. He thanked his team for the support and all the efforts put in during the pandemic in smoothly managing the activities of KQHDA.

The chief Guest Prof Mallepuram G spoke about the goodness of Homoeopathy and his personal experience with Homoeopathic medicines and the books written by the authors (released in this seminar) as worth reading.

The president of Terapanth Bhavan Mr Gouthamchand Mutha thanked KQHDA for organizing the seminar in their premises, he appreciated the Association for the medical camp as well as spoke highly about Homoeopathy and its benefits in treating various illness.

Prof Dr B D Patel in his presidential address encouraged the students, delegates on spreading Homoeopathy, being humble and also appreciated the leadership of KQHDA President Dr Shreepad Hegde and team for continuing the KQHDA activities and conducting non-stop national and international webinars during the pandemic.



One of the highlights of the National Seminar KQHDA was the essay competition for PG and PhD Scholars with the aim to encourage students to improve their scientific approach, research and writing skills. The students from different colleges of Karnataka and other parts of India participated in this competition. The competition was independently judged by Dr Anupama Deshmukh and Dr Aradhana Chitra.

The theme of the scientific session was Pathological Prescription. The first scientific session started at 9.30 am by Dr Venkatraman PV who through his cases emphasized the importance of diagnosis and effectiveness of homoeopathic remedies in various pathological cases.

On this auspicious occasion, the Books namely “Anubhava Siri” written by Prof Dr Shreepad Hegde, “Introduction to Materia Medica” by Prof Dr Nagendra Babu and “A concise book on Homoeopathic Pediatric Drug pictures Volume 1” Dr Sanjay Panicker were released. Prof Mallepuram appreciated the books.

The “Homoeo Acharya Award” was awarded to Dr Vijaykrishna, Associate professor of Govt. Homoeopathic Medical College, Bengaluru. Dr H L Swamy read the citation before presenting the award.

The UG and PG Toppers of Rajiv Gandhi University of Health Sciences, Dr Ashritha D, Dr Ria Grace from Father Muller Homoeopathic College, Mangalore and Dr Ancy Fernandes

from Father Muller Homoeopathic College and Dr Swati G from Govt. Homoeopathic College, Bengaluru were felicitated.

The 5th Issue of KQHDA E magazine “Homoeo Sandesh” was released during the event. The theme of this edition was Geriatrics and is available of KQHDA Website www.kqhda.com

The second scientific session started with case of infertility treated successfully with Homoeopathy by Dr Manisha Chopra. Importance of PQRS symptoms, patient language, expression and Materia Medica was explained through short cases by Dr Trupti Pai. We can save an eye from losing complete vision, a foot from getting amputated and bed ridden person can walk with confidence and this was shown by Dr Chiranth through his case presentation.

Post Lunch, Dr Nagendra Babu through his case presentation correlated Organon with clinical cases and how we can achieve success with application of Organon in practice.

The last scientific session was taken by Dr Vijaykrishna who beautifully explained case of Aplastic Anaemia and importance of pathological rubric like Complaints from Bone diseases. He also gave a clinical tip that in most cases of bone diseases one needs to check for history of humiliation, wounded honour, dignity in the past.

The renowned senior actress of South India Sumitra Rajendra Babu was the chief guest for

valedictory function.

Highlights of the Valedictory function were;

- Certificates and cash prizes were given to the Essay Competition Winners Dr Rakesh, Dr Meenu Priya, Dr Maanasa.
- KQHDA Life Membership Certificate to Life Members joined from 2020 to 2022.
- Diploma Certificate in Thyroid Disorder and Diabetes Management (DTDM) were given to the students of the National Institute of Clinical Excellence, Homoeopathy (NICE)
- Dr Shilpa briefed about NICE Institute, its Homoeopathic courses and workshops, details mentioned on their website www.nicehomoeopathy.com

The seminar was house full of delegates and sponsors like Balakrishna flour mills, Wilmar Schwabe, Adven pharma, Maruti pharma.

Participation certificate was given to all the attendees.

Vote of thanks for the Inaugural function was given by Dr Chaitali Kulkarni and the Valedictory Function by Prof Dr H L Swamy. The event was anchored by Dr Anusha Kulkarni and Dr Radhika Bhonsale. The speakers of scientific session were introduced by Dr H L Swamy, Dr Preeti Kulkarni, Dr Anusha Mathew, Dr Subha C, Dr Radhika and Dr Shilpa. Dr Sreenivasalu managed the registration counter with help of Dr Joy Krishna Banerjee, Dr Anusha, Dr Chaitali and Dr Trupti.

The event was received well by the delegates with great take away of clinical knowledge and confidence in handling pathological cases. Because of Covid everything was virtual and distant learning, so this event gave everyone an opportunity to meet, enjoy and have a great learning.





Karnataka Qualified Homoeopathic Doctors' Association Team 2022-24

Patron: Prof Dr B D Patel

President: Prof Dr Shreepad Hegde

Chairman: Prof Dr H L Swamy

Treasurer: Dr Dinesh S

General Secretary: Dr Chiranth

Additional Secretary: Dr Trupti Pai

Vice President:

Dr Anand Kulkarni

Dr Deepa Amar

Dr Sreenivasalu

Joint Secretaries:

Dr Manisha Chopra

Dr Shilpa Satish

Dr Sanjay Panicker

Dr Tejasvi K P

Executive Members:

Dr Anusha Mathew

Dr Joy Banerjee

Dr Anusha Kulkarni

Dr Heena Kouser

Dr Preeti Kulkarni

Regional Coordinators:

Dr Uttam Kumar Shetty (Kundapur)

Dr Arathi Sundaresh (Davangere)

Dr Amit Rolli (Dharwaad)

Dr Sripriya (Chennai)

Dr Shahala Nadaf (Belgaum)

Dr Umesh Vanahalli (mahalingapur)

Dr Arun (Shimoga)

Dr Mahesh (Manjugudu)

Dr Pattar (Banahatti)

Dr Krishnamurthy (Yadgir)

Dr Sanjay Gupta (Chandigarh)

E Magazine Team:

Dr Shreepad Hegde

Dr Latha Devaraj

Dr Chiranth

Dr Trupti Pai

Dr Amit Rolli

Dr Anusha Kulkarni

MEDIA and PUBLICITY Team :

Dr B R Sreenivas

Dr Preeti Satish

Dr Deepa Raje Nimbalkar

Dr Sujatha Balkrishnan

Dr Basavaraj Kalashetty

Dr Radhika Bhonsale

CME Team:

Dr Praveen Kumar PD

Dr Anupama Deshmukh

Dr Shailaja Tejomurthy

Dr K Jyothi Rao

Dr Gayathri vedapalli

Dr Chaitali Kulkarni

Dr Raghi Anand

Dr Subha C

Dr Sanchita Roy

****The President and Secretary are by designation members of all the teams. All activities and ideas shall be discussed with Patron, President before taking final decision.*

BRAINVITA

1. Identify the plant and give the common name?



2. Identify the disease and mention its key features?



3. Identify the pioneer and which book he has written?



4. Identify the drug?

- Desire to be quiet, to be left alone.
- Dullness, languor, listless. "Discernings are lethargied."
- Apathy regarding his illness. Absolute lack of fear.
- Delirious on falling to sleep. Emotional excitement, fear, etc, lead to bodily ailments.
- Bad effects from fright, fear, exciting news. Stage fright. Child starts and grasps the nurse, and screams as if afraid of falling.

Kindly send the answers with Full name to kqhda1992@gmail.com before 15th of August 2022
First 5 winners' names will be announced in the next issue

Answers for the Questions of 5th Issue:

1. Phytolacca, Pokeweeds
2. Marasmus, Represented by a shrunken, wasted appearance
3. Constantine Heringm, Analytical Repertory
4. Anacardium orientale, Marking-nut

and the
WINNERS are...

- 1. Dr. Shilpa Satish**
- 2. Dr. Heena Kouser**

PHOTO GALAXY

National Homeopathic Seminar 2022



Inauguration by Dignitaries



Felicitating Dr. P.V. Venkataraman



Homoeo Acharya awarded to Dr. Vijayakrishna V.



Book Release

